

Frostproof Middle Senior High School – Campus eSchool (**ELearners**)

Any Campus eSchool student who needs to check out technology should plan to pick up their computer in the **Middle School dropoff area this Friday, August 21st between 9:00 – 12:00 or 1:00 – 3:00.** You will need to log into the computer before leaving campus, so be sure to plan extra time. You will be given your login information. If you are not picking up technology, but need your username and password, you will need to stop by to pick it up on Friday.

The Polk County Schools website provided some Frequently Asked Questions that may help families better understand Campus eSchool:

Will high school students be taught by different teachers throughout the day, or by one teacher?

High school students will still have seven classes taught by seven different teachers. A bell schedule has been included so students are aware of the times for their Campus eSchool classes.

Will Campus eSchool attendance be compulsory?

If your student enrolls in Campus eSchool, attendance is mandatory. Daily attendance is required and will be taken by the teacher.

What should parents expect serving as a Learning Coach?

Parents will play an active role in their child's success in Campus eSchool. This will include monitoring student progress on daily lessons and assignments, and providing technical support when necessary.

Will my child receive free breakfast and lunch?

Yes. We will provide meals for eSchool students. Breakfast and lunches can be picked up on the **FMSHS BUS RAMP on WEDNESDAYS** from **9:30 – 10:30.**

How do I monitor my student in this eSchool instructional model?

Student progress in Schoology is a critical part of success in the Campus eSchool environment. Schoology provides methods for both students and parents to monitor that students are meeting requirements. Additionally, teachers are also available for support.

How can I check my student's grades and attendance?

Teachers will communicate with you regarding your student's grades and attendance. Overall grades and attendance will be posted in the FOCUS system, which is accessible via Parent Portal. However, students and parents can access teacher comments and assignment grades in Schoology.

Parent Portal: The [Parent Portal](https://polkschoolsfl.com/parentportal/) is a service offered to parents and guardians for accessing certain student records. The service allows parents and guardians to access information about ALL of their students through one convenient website. Parents who need to access the Parent Portal or set up an account should go to:

<https://polkschoolsfl.com/parentportal/>

What happens if my student doesn't login or complete work?

Students who have not logged in or submitted work will be identified. Teachers and other school staff members will attempt to call students and families to re-engage them in the course or identify the support needed. If a student does not log in or complete assignments, it can directly impact his or her attendance, promotion and recorded grades for the duration of the school year and/or time enrolled in distance learning.

How to Log into the Computer or CLASSLINK

Google Chrome is the most efficient browser to access Classlink.

Classlink – Students should log into CLASSLINK to access the apps for PCSB learning.

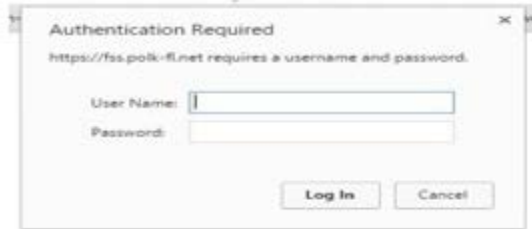
There are two ways to access CLASSLINK -

1. Students can go to Polkschoolsfl.com > Click the Students tab > Click Classlink > Use the username and password provided below. (Be sure to add @mypolkschools.net to the username.

OR

2. **Note:** If you have more than one student in your home that is using ClassLink for Students, all browser windows will need to be closed before another student logs into ClassLink for Students.

- Before accessing ClassLink for Students, close all browser windows (Internet sites/pages) that are open.
- Open your browser and go to <https://launchpad.classlink.com/mypolk?autosamllogin=1>
- Type your username + @mypolkschools.net in the Authentication Request box. (Example: pennyc@mypolkschools.net) Then type in your password. (In some instances, you may have to do this twice.)






STUDENTS SHOULD NEVER SHARE THEIR PASSWORD!!!

This is what CLASSLINK icons might look like. It may vary, based on grade level.

Your available icons will be dependent upon your grade level.



These are the main icons students will need to know:

 Outlook Online	<p>STUDENT EMAIL- Please locate the following icon (Outlook Online) which is on your CLASSLINK in order to access your student email. Teachers may use this as a way to communicate with you.</p>
 Student Portal	<p>This is the icon you will click to go to your student portal. It will have your grades, lunch account, and library information.</p>
 Schoolology LMS	<p>This is the icon for Schoolology. Polk County Schools is using this learning system for 2020-2021.</p>